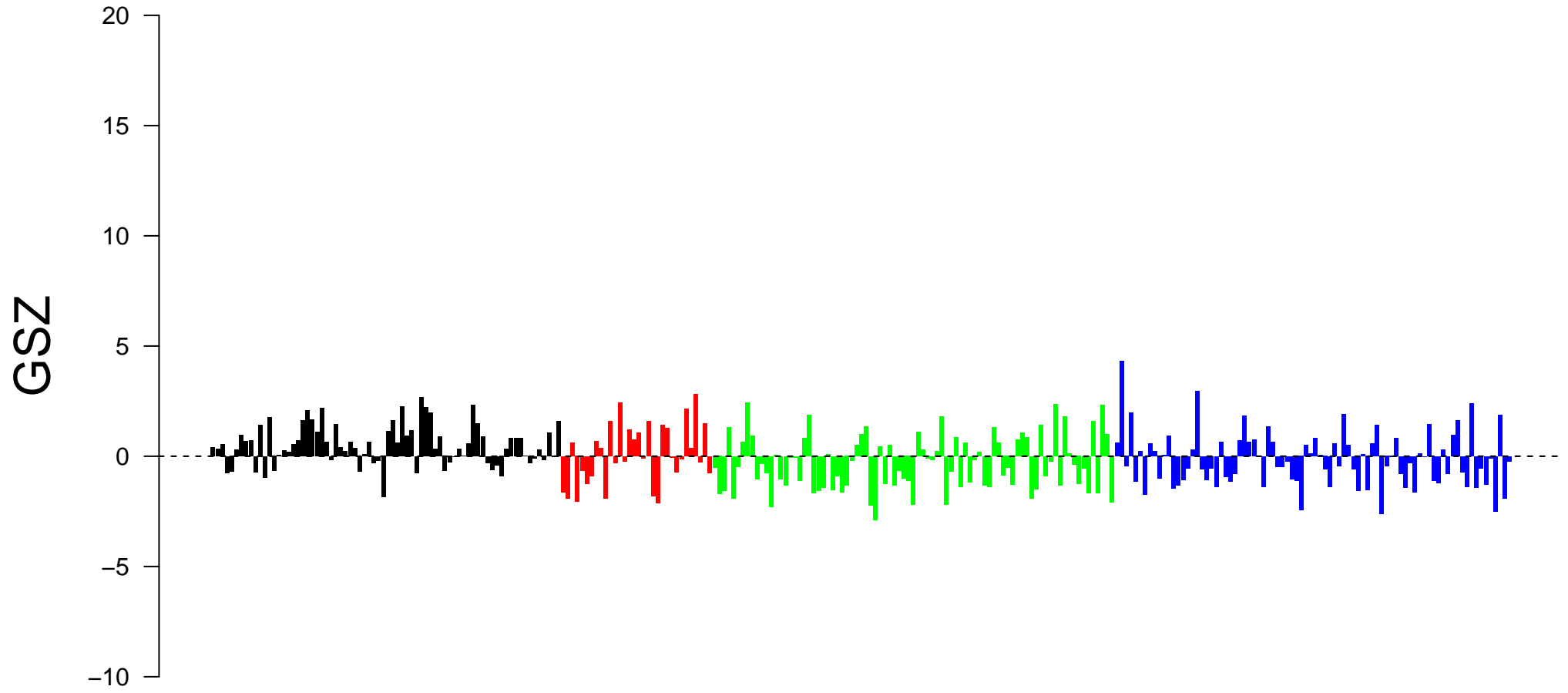
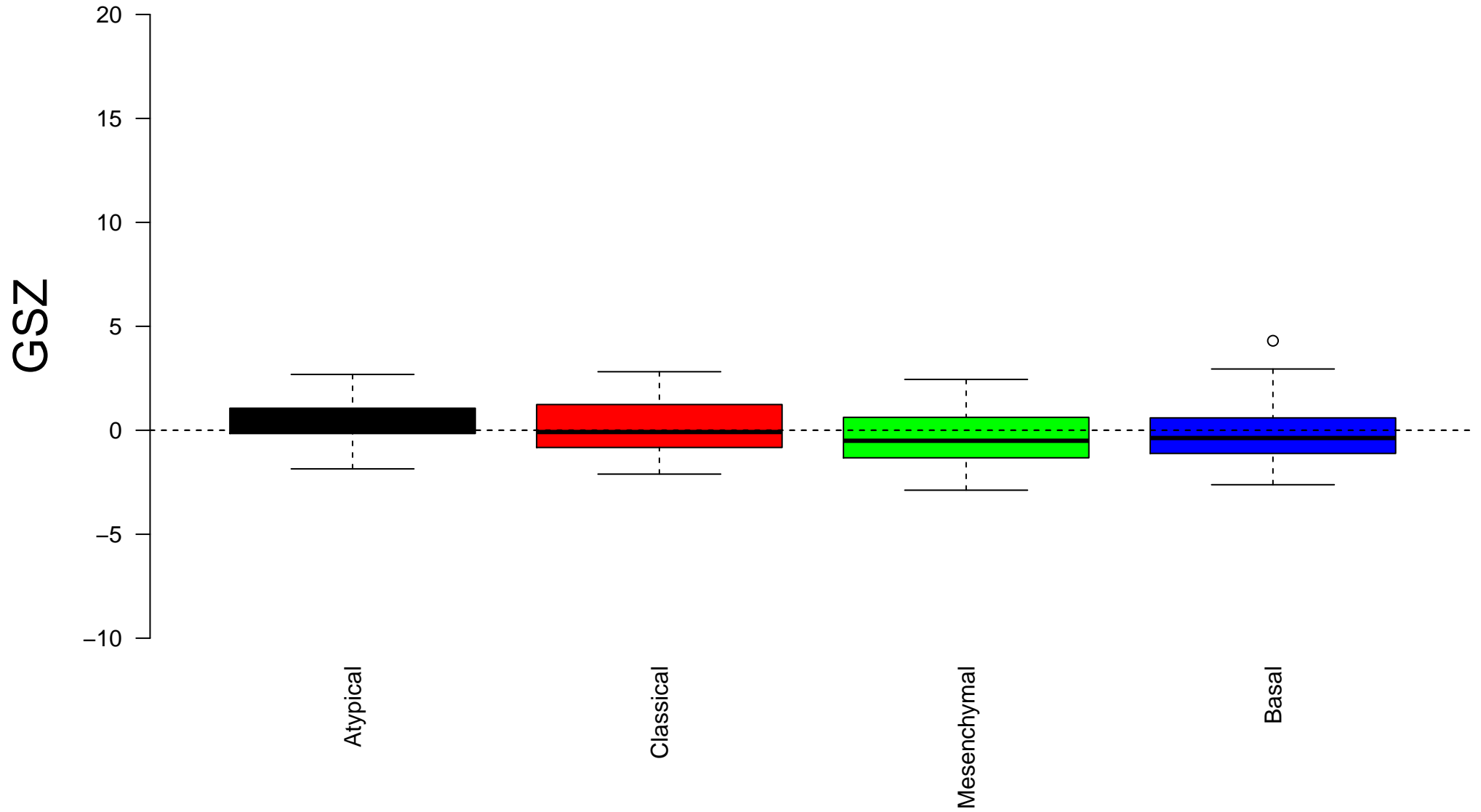


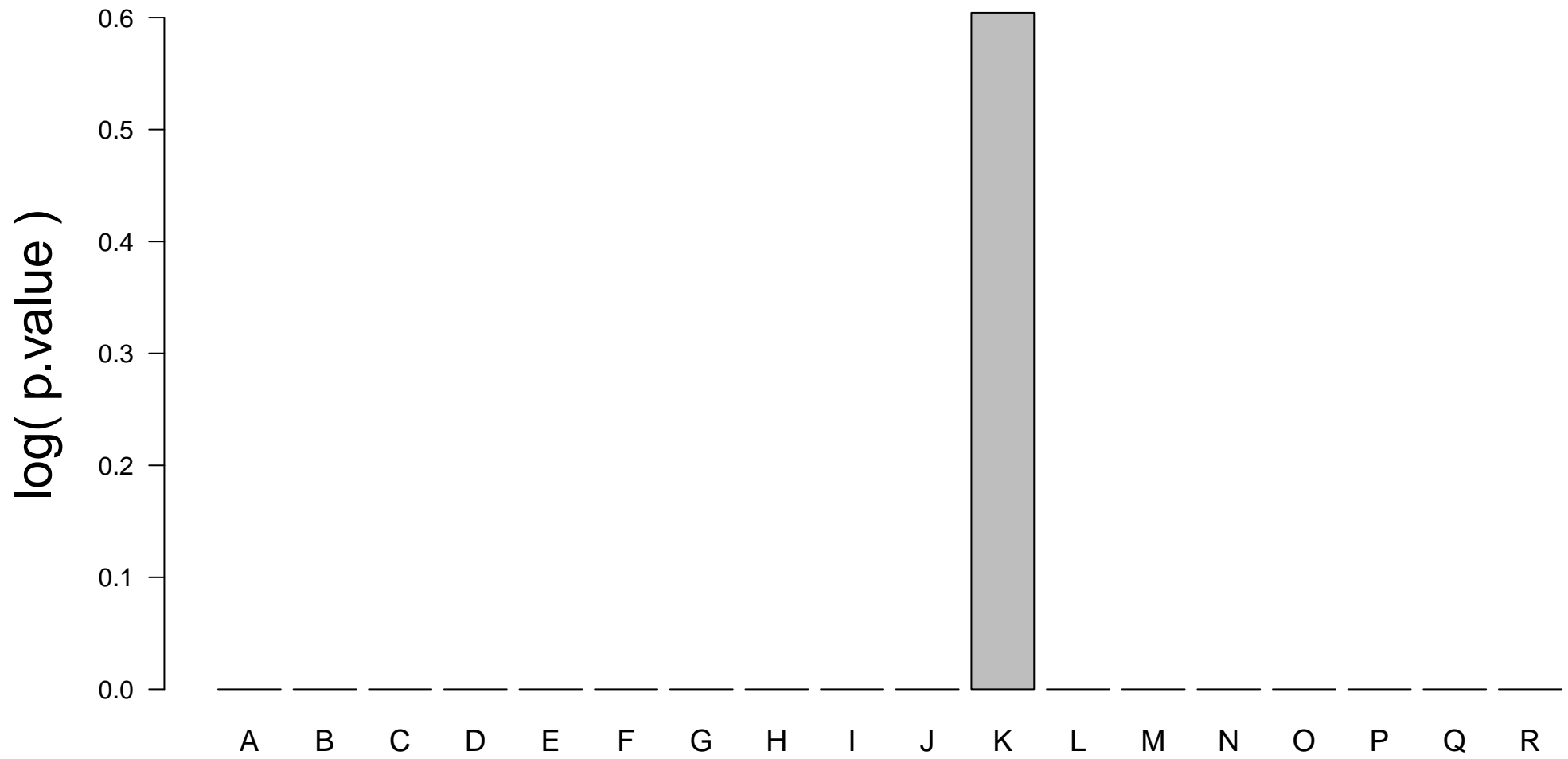
HEIDENBLAD_AMPLIFIED_IN_BONE_CANCER




HEIDENBLAD_AMPLIFIED_IN_BONE_CANCER




Enrichment in spots: HEIDENBLAD_AMPLIFIED_IN_BONE_CANCER




Expression of HEIDENBLAD_AMPLIFIED_IN_BONE_CANCER in Spot A




Expression of HEIDENBLAD_AMPLIFIED_IN_BONE_CANCER in Spot B




Expression of HEIDENBLAD_AMPLIFIED_IN_BONE_CANCER in Spot C




Expression of HEIDENBLAD_AMPLIFIED_IN_BONE_CANCER in Spot D




Expression of HEIDENBLAD_AMPLIFIED_IN_BONE_CANCER in Spot E




Expression of HEIDENBLAD_AMPLIFIED_IN_BONE_CANCER in Spot F




Expression of HEIDENBLAD_AMPLIFIED_IN_BONE_CANCER in Spot G




Expression of HEIDENBLAD_AMPLIFIED_IN_BONE_CANCER in Spot H



Expression of HEIDENBLAD_AMPLIFIED_IN_BONE_CANCER in Spot I



Expression of HEIDENBLAD_AMPLIFIED_IN_BONE_CANCER in Spot J




Expression of HEIDENBLAD_AMPLIFIED_IN_BONE_CANCER in Spot K

Δe


1.0
0.5
0.0
-0.5



Expression of HEIDENBLAD_AMPLIFIED_IN_BONE_CANCER in Spot L



Expression of HEIDENBLAD_AMPLIFIED_IN_BONE_CANCER in Spot M



Expression of HEIDENBLAD_AMPLIFIED_IN_BONE_CANCER in Spot N


Δe

1.0

0.5

0.0

-0.5



Expression of HEIDENBLAD_AMPLIFIED_IN_BONE_CANCER in Spot O


Δe

1.0


0.5

0.0


-0.5



Expression of HEIDENBLAD_AMPLIFIED_IN_BONE_CANCER in Spot P



Expression of HEIDENBLAD_AMPLIFIED_IN_BONE_CANCER in Spot Q



Expression of HEIDENBLAD_AMPLIFIED_IN_BONE_CANCER in Spot R

